



CNMNC Newsletter

IMA Commission on New Minerals, Nomenclature and Classification (CNMNC) – Newsletter 88

Ferdinando Bosi^{1,*}, Frédéric Hatert^{2,**}, Marco Pasero^{3,**} and Stuart J. Mills^{4,***}

¹Dipartimento di Scienze della Terra, Sapienza Università di Roma, Roma, Italy; ²Laboratoire de Minéralogie et de Cristallographie, Université de Liège, Liège, Belgium; ³Dipartimento di Scienze della Terra, Università di Pisa, Pisa, Italy; and ⁴Gallery of Natural Art, Richardson, USA

The information given here is provided by the IMA Commission on New Minerals, Nomenclature and Classification for comparative purposes and as a service to mineralogists working on new species.

Each mineral is described in the following format:

Mineral name, if the authors agree on its release prior to the full description appearing in press

Chemical formula (ideal formula)

Mineral symbol

Type locality

Full authorship of proposal

E-mail address of corresponding author

Relationship to other minerals

Crystal system, Space group; Structure determined, yes or no

Unit-cell parameters

Strongest lines in the powder X-ray diffraction pattern

Type specimen repository and specimen number

Citation details for the mineral prior to publication of full description

Citation details concern the fact that this information will be published in the *Mineralogical Magazine* on a routine basis, as well as being added month by month to the Commission's website.

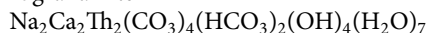
It is still a requirement for the authors to publish a full description of the new mineral.

NO OTHER INFORMATION WILL BE RELEASED BY THE COMMISSION

New mineral proposals approved in October 2025

IMA No. 2024-092a

Rigrahamite



Rig

Poudrette quarry, Mont Saint-Hilaire, Québec, Canada
(45°33'46" N, 73°08'30" W)

Inna Lykova*, Ralph Rowe, Glenn Poirier, Henrik Friis,
Stephanie Barnes and Michael Bainbridge

*E-mail: ilykova@nature.ca

Corresponding author: Marco Pasero, Email: marco.pasero@unipi.it

*Chairman (CNMNC);

**Vice-chairman (CNMNC),

***Secretary (CNMNC)

Cite this article: Bosi F., Hatert F., Pasero M. and Mills S.J. (2026) IMA Commission on New Minerals, Nomenclature and Classification (CNMNC) – Newsletter 88. *Mineralogical Magazine* 90, 192–195. <https://doi.org/10.1180/mgm.2025.10183>

New structure type

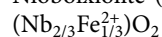
Monoclinic: $P2_1/m$; structure determined

$a = 6.3846(1)$, $b = 30.8254(4)$, $c = 6.49473(8)$ Å, $\beta = 95.354(1)^\circ$
15.49(100), 6.49(12), 6.22(34), 5.139(28), 4.707(16), 4.305(16),
3.854(14), 3.016(13)

Type material is deposited in the collections of the Canadian Museum of Nature, PO Box 3443, Station "D", Ottawa, Ontario, Canada, catalogue number CMNMC 90989 (holotype), and the Natural History Museum, University of Oslo, PO Box 1172, Blindern, Oslo, Norway, catalogue number KNR 44454 (cotype)
How to cite: Lykova, I., Rowe, R., Poirier, G., Friis, H., Barnes, S. and Bainbridge, M. (2025) Rigrahamite, IMA 2024-092a. CNMNC Newsletter 88, *Mineralogical Magazine*, 89, <https://doi.org/10.1180/mgm.2025.10183>

IMA No. 2025-016

Nioboixiolite-(Fe²⁺)



Nbix-Fe²⁺

In a granitic pegmatite from a quarry situated ca. 1 km west of the Jordanów Śląski village, ca. 30 km south of Wrocław, Lower Silesia, Poland (50°52'16" N, 16°50'18" E)

Sylwia Zelek-Pogudz, Bożena Gołębiowska, Bogdan Rutkowski, Krzysztof Nejbert, Katarzyna M. Stadnicka and Adam Pieczka*

*E-mail: pieczka@agh.edu.pl

Columbite supergroup

Orthorhombic: *Pbcn*; structure determined

$a = 4.7368(2)$, $b = 5.7155(2)$, $c = 5.0831(2)$ Å
3.647(28), 2.963(100), 2.541(13), 2.491(15), 1.768(14), 1.733(18), 1.716(24), 1.537(14)

Type material is deposited in the collections of the Mineralogical Museum, University of Wrocław, Cybulskiego 30, 50-205 Wrocław, Poland, catalogue numbers MMUWr IV8117 (holotype) and MMUWr IV8119 (cotype)

How to cite: Zelek-Pogudz, S., Gołębiowska, B., Rutkowski, B., Nejbert, K., Stadnicka, K.M. and Pieczka, A. (2025) Nioboixiolite-(Fe²⁺), IMA 2025-016. CNMNC Newsletter 88, *Mineralogical Magazine*, **89**, <https://doi.org/10.1180/mgm.2025.10183>

IMA No. 2025-046

Sulfopadmaite

PdBiS

Spdm

Srednyaya Padma deposit, Zaonezhsky peninsula, Medvezhyegorsk District, Republic of Karelia, Russia (62°21'41" N, 35°26'14" E)

Mikhail V. Strelnikov*, Sergey N. Britvin, Vasilii O. Yapaskurt, Victor M. Gekimiyants, Atali A. Agakhanov, Pavel Y. Plechov and Igor V. Pekov

*E-mail: sva240319600@yandex.ru

The S analogue of padmaite

Cubic: *P2₁3*; structure determined

$a = 6.3272(3)$ Å
4.474(26), 3.164(17), 2.830(100), 2.583(54), 1.908(50), 1.755(17), 1.691(29), 1.175(17)

Type material is deposited in the collections of the Fersman Mineralogical Museum, Russian Academy of Sciences, Leninsky Pr. 18-2, 119071 Moscow, Russia, registration number 6271/1

How to cite: Strelnikov, M.V., Britvin, S.N., Yapaskurt, V.O., Gekimiyants, V.M., Agakhanov, A.A., Plechov, P.Y. and Pekov, I.V. (2025) Sulfopadmaite, IMA 2025-046. CNMNC Newsletter 88, *Mineralogical Magazine*, **89**, <https://doi.org/10.1180/mgm.2025.10183>

IMA No. 2025-049

Magnesiohongruite-(Fe³⁺)

(Mg₂Fe³⁺)Fe³⁺NbO₇(OH)

Mhg-Fe³⁺

Bayan Obo deposit, 130 km north of the city of Baotou, Inner Mongolia, China (41°47'42.7" N, 109°58'15.7" E)

Yun-Xiang Zhan, Hai-Dong She, Xiao-Chun Li*, Xiang-Ping Gu and Kui-Feng Yang

*E-mail: lixc@mail.iggcas.ac.cn

Nolanite supergroup

Hexagonal: *P6₃mc*; structure determined

$a = 5.9711(2)$, $c = 9.4375(3)$ Å

5.166(39), 3.475(77), 2.984(48), 2.681(100), 2.516(100), 1.658(50), 1.522(57), 1.492(57)

Type material is deposited in the collections of the Geology Museum of the Institute of Geology and Geophysics, Chinese Academy of Sciences, No. 19, Beitucheng Western Road, Chaoyang District, 100029 Beijing, People's Republic of China, catalogue number M8241 (holotype), and the Geological Museum of China, No. 15, Yangrou Hutong, Xicheng District, 100034 Beijing, People's Republic of China, catalogue number GMCTM2024011 (cotype)

How to cite: Zhan, Y.X., She, H.D., Li, X.C., Gu, X.P. and Yang, K.F. (2025) Magnesiohongruite-(Fe³⁺), IMA 2025-049. CNMNC Newsletter 88, *Mineralogical Magazine*, **89**, <https://doi.org/10.1180/mgm.2025.10183>

IMA No. 2025-051

Konzettite

CaMn⁴⁺Te⁶⁺O₆

Knz

Moctezuma mine, Moctezuma, Sonora, Mexico (29°48' N, 109°40' W)

Hexiong Yang*, Xiangping Gu, Ronald B. Gibbs and Robert T. Downs

*E-mail: hyang@arizona.edu

The Ca analogue of kuranakhite

Trigonal: *P312*; structure determined

$a = 5.0515(3)$, $c = 5.0368(3)$ Å
5.038(52), 4.377(27), 3.304(100), 2.529(42), 2.260(35), 2.007(20), 1.784(55), 1.570(25)

Type material is deposited in the collections of the University of Arizona Alfie Norville Gem & Mineral Museum, 115 N Church Ave Ste 121, Tucson, AZ 85701, USA, catalogue no. 22746 (holotype), and the RRUFF Project, deposition no. R250011 (cotype)

How to cite: Yang, H., Gu, X., Gibbs, R.B. and Downs, R.T. (2025) Konzettite, IMA 2025-051. CNMNC Newsletter 88, *Mineralogical Magazine*, **89**, <https://doi.org/10.1180/mgm.2025.10183>

IMA No. 2025-052

Gritsenkoite

CoMg₂(AsO₄)₂(H₂O)₈

Grk

Khovu-Aksy deposit, Chedi-Kholskiy district, Tuva Republic, Eastern Siberia, Russia (51°09'35" N, 93°41'09" E)

Anatoly V. Kasatkin*, Jakub Plášil, Radek Škoda and Atali A. Agakhanov

*E-mail: anatoly.kasatkin@gmail.com

Vivianite group

Monoclinic: *C2/m*; structure determined

$a = 10.2594(4)$, $b = 13.4338(4)$, $c = 4.7528(4)$ Å, $\beta = 105.166(7)^\circ$
7.888(14), 6.768(100), 4.390(84), 3.900(80), 3.656(11), 3.234(31), 3.001(40), 2.729(32)

Type material is deposited in the collections of the Fersman Mineralogical Museum, Russian Academy of Sciences, Leninsky Pr. 18-2, 119071 Moscow, Russia, registration number 6272/1 (holotype) and 6272/2 (cotype)

How to cite: Kasatkin, A.V., Plášil, J., Škoda, R. and Agakhanov, A.A. (2025) Gritsenkoite, IMA 2025-052. CNMNC Newsletter 88, *Mineralogical Magazine*, **89**, <https://doi.org/10.1180/mgm.2025.10183>

IMA No. 2025-053

Kryzaitite



Krz

Morasko iron meteorite, found in the Morasko meteorite natural reserve, northern edge of Poznań, Poland (52°29'25.2" N, 16°53'25.9" E)

Evgeny Galuskin*, Andrzej Muszyński, Taras Panikorovskii, Joachim Kusz, Maria Książek, Irina Galuskina, Grzegorz Zieliński and Krystian Prusik

*E-mail: evgeny.galuskin@us.edu.pl

Known synthetic analogue

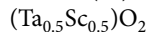
Trigonal: $R\bar{3}c$; structure determined $a = 8.8509(6)$, $c = 21.256(2)$ Å

4.367(32), 3.756(61), 3.543(22), 2.871(37), 2.766(100), 2.555(65), 2.112(17), 1.877(35)

Type material is deposited in the collections of the Mineralogical Museum, University of Wrocław, Cybulskiego 30, 50-205 Wrocław, Poland, catalogue number MMUWr-IV-8197
How to cite: Galuskin, E., Muszyński, A., Panikorovskii, T., Kusz, J., Książek, M., Galuskina, I., Zieliński, G. and Prusik, K. (2025) Kryzaitite, IMA 2025-053. CNMNC Newsletter 88, *Mineralogical Magazine*, **89**, <https://doi.org/10.1180/mgm.2025.10183>

IMA No. 2025-054

Ixiolite-(Sc)



Ix-Sc

Hefsetjern pegmatite, Tørdal, Telemark, Norway (59°11' N, 8°45' E)

Alice Taddei, Dan Holtstam, Roy Kristiansen and Luca Bindi*

*E-mail: luca.bindi@unifi.it

Columbite supergroup

Orthorhombic: $Pbcm$; structure determined $a = 4.7673(4)$, $b = 5.7113(5)$, $c = 5.1564(5)$ Å

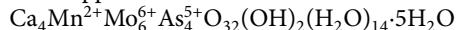
3.66(24), 2.982(100), 2.498(16), 1.913(11), 1.748(16), 1.723(24), 1.555(31), 1.472(12)

Type material is deposited in the collections of the Museo di Storia Naturale "La Specola", Università di Firenze, Via La Pira 4, I-50121, Firenze, Italy, catalogue number MSN-MIN 3749/I

How to cite: Taddei, A., Holtstam, D., Kristiansen, R. and Bindi, L. (2025) Ixiolite-(Sc), IMA 2025-054. CNMNC Newsletter 88, *Mineralogical Magazine*, **89**, <https://doi.org/10.1180/mgm.2025.10183>

IMA No. 2025-056

Hartkoppeite



Hkp

Fuchs quarry, Hartkoppe, Sailauf, Aschaffenburg district, Lower Franconia, Bavaria, Germany (50°01'57" N, 9°16'28" E)

Anthony R. Kampf*, Gerhard Möhn, Chi Ma and Joy Désor

*E-mail: akampf@nhm.org

New structure type

Triclinic: $P\bar{1}$; structure determined $a = 13.3461(1)$, $b = 13.5384(1)$, $c = 14.3087(2)$ Å, $\alpha = 71.080(5)$, $\beta = 82.936(6)$, $\gamma = 68.792(5)^\circ$

12.552(100), 10.452(36), 7.887(40), 5.559(39), 3.262(38), 3.137(54), 3.034(38), 1.479(34)

Type material is deposited in the collections of the Natural History Museum of Los Angeles County, 900 Exposition

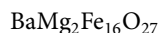
Boulevard, Los Angeles, CA 90007, USA, catalogue number 77379

How to cite: Kampf, A.R., Möhn, G., Ma, C. and Désor, J. (2025) Hartkoppeite, IMA 2025-056. CNMNC Newsletter 88, *Mineralogical Magazine*, **89**, <https://doi.org/10.1180/mgm.2025.10183>

New mineral proposals approved in November 2025

IMA No. 2025-043

Kidodite



Kdd

Hatrurim Complex, Negev Desert, near the city of Arad, Israel (31°14'22" N, 35°16'55" E)

Evgeny V. Galuskin*, Irina O. Galuskina, Maria Książek, Yevgeny Vapnik, Joachim Kusz and Grzegorz Zieliński

*E-mail: evgeny.galuskin@us.edu.pl

Known synthetic analogue

Hexagonal: $P6_3/mmc$; structure determined $a = 5.8907(4)$, $c = 32.785(2)$ Å

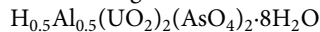
2.945(48), 2.758(63), 2.593(100), 2.573(28), 2.436(29), 2.166(24), 1.662(24), 1.473(47)

Type material is deposited in the collections of the Fersman Mineralogical Museum, Russian Academy of Sciences, Leninsky Pr. 18-2, 119071 Moscow, Russia, registration number 6086/1

How to cite: Galuskin, E.V., Galuskina, I.O., Książek, M., Vapnik, Y., Kusz, J. and Zieliński, G. (2025) Kidodite, IMA 2025-043. CNMNC Newsletter 88, *Mineralogical Magazine*, **89**, <https://doi.org/10.1180/mgm.2025.10183>

IMA No. 2025-048

Arsenosabugalite



Asbg

Hubbard Homestead mine, near Gateway, Mesa Co., Colorado, USA (38°38'00" N, 109°01'01" W)

Anthony R. Kampf*, Travis A. Olds, Jakub Plášil, Christopher Emproto, Chi Ma, Paul M. Adams and Joe Marty

*E-mail: akampf@nhm.org

The arsenate analogue of sabugalite

Triclinic: $P\bar{1}$; structure determined $a = 7.090(1)$, $b = 7.107(1)$, $c = 19.779(5)$ Å, $\alpha = 85.04(2)$, $\beta = 83.99(2)$, $\gamma = 89.954(1)^\circ$

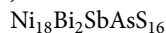
9.793(100), 4.953(47), 4.629(23), 3.521(72), 3.379(29), 3.221(25), 2.502(21), 2.229(25)

Cotype material is deposited in the collections of the Natural History Museum of Los Angeles County, 900 Exposition Boulevard, Los Angeles, CA 90007, USA, catalogue numbers 76791, 76792, 76793 and 77376

How to cite: Kampf, A.R., Olds, T.A., Plášil, J., Emproto, C., Ma, C., Adams, P.M. and Marty, J. (2025) Arsenosabugalite, IMA 2025-048. CNMNC Newsletter 88, *Mineralogical Magazine*, **89**, <https://doi.org/10.1180/mgm.2025.10183>

IMA No. 2025-059

Jinxuite



Jx

Adit of Orebody No. 3, Longhua Ni-Co deposit, Jinxiu Yao Autonomous County, Guangxi Zhuang Autonomous Region, China (24°04'03" N, 110°07'08" E)

Hejun Tang, Qingtian Lv, Zhen Deng, Zhenhan Wu, Jiayong Yan*, Zhenyu Chen, Xiangping Gu, Baolin Zhang, Mingjian Cao and Guang Fan

*E-mail: yanjy@163.com

Chemically and structurally related to arsenohauchecornite
Tetragonal: $I4/mmm$; structure determined

$a = 10.2292(1)$, $c = 10.8101(3)$ Å

4.348(41), 3.622(41), 3.238(61), 2.775(100), 2.386(66), 2.287(79), 1.856(52), 1.803(69)

Type material is deposited in the collections of the Geological Museum of China, Yangrou Hutong No. 15, Xisi, Xicheng District, Beijing 100034, People's Republic of China, catalogue number GMCTM2025020 (holotype), and the State Key Laboratory of Deep Earth and Mineral Exploration, Chinese Academy of Geological Sciences (CAGS), Beijing 100037, People's Republic of China, catalogue number JX-1

How to cite: Tang, H., Lv, Q., Deng, Z., Wu, Z., Yan, J., Chen, Z., Gu, X., Zhang, B., Cao, M. and Fan, G. (2025) Jinxiuite, IMA 2025-059. CNMNC Newsletter 88, *Mineralogical Magazine*, **89**, <https://doi.org/10.1180/mgm.2025.10183>

IMA No. 2025-060

Perchukite-(Y)

$PbYAsSi_2O_8$

Pcu-Y

Darai-Pioz alkaline massif, upper reaches of the Darai-Pioz River, Tajikistan (39°30' N, 70°40' E)

Atali A. Agakhanov, Natalia V. Zubkova, Radek Škoda, Igor V. Pekov, Leonid A. Pautov, Vladimir Y. Karpenko, Anatoly V. Kasatkin, Dmitry A. Ksenofontov, Vitaliya A. Agakhanova, Sergey N. Britvin and Pavel Y. Plechov

*E-mail: atali99@mail.ru

New structure type

Monoclinic: $C2/c$; structure determined

$a = 18.649(1)$, $b = 7.5535(4)$, $c = 10.4632(6)$ Å, $\beta = 106.306(7)^\circ$
8.95(46), 6.95(34), 5.02(17), 3.88(29), 3.23(24), 3.02(100), 2.955(52), 2.886(36)

Type material is deposited in the collections of the Fersman Mineralogical Museum, Russian Academy of Sciences, Leninsky Pr. 18-2, 119071 Moscow, Russia, registration number 6276/1

How to cite: Agakhanov, A.A., Zubkova, N.V., Škoda, R., Pekov, I.V., Pautov, L.A., Karpenko, V.Y., Kasatkin, A.V., Ksenofontov, D.A., Agakhanova, V.A., Britvin, S.N. and Plechov, P.Y. (2025) Perchukite-(Y), IMA 2025-060. CNMNC Newsletter 88, *Mineralogical Magazine*, **89**, <https://doi.org/10.1180/mgm.2025.10183>

IMA No. 2025-063

Nybergite

$Ca_4Sc_3Sn(Si_2O_7)(Si_2O_6OH)_3$

Nbg

Szklarska Poręba Huta quarry, Lower Silesia, Poland (50°49'40" N, 15°29'02" E)

Adam Pieczka, Sylwia Zelek-Pogudz, Bożena Gołębiowska, Katarzyna Mil, Bogdan Rutkowski, Katarzyna M. Stadnicka and Roy Kristiansen

*E-mail: pieczka@agh.edu.pl

Kristiansenite group

Triclinic: $C\bar{1}$; structure determined

$a = 10.0753(3)$, $b = 8.4542(2)$, $c = 13.3605(4)$ Å, $\alpha = 90.002(3)$, $\beta = 109.395(2)$, $\gamma = 89.995(2)^\circ$

5.206(34), 5.205(34), 4.598(32), 3.151(100), 3.112(75), 2.916(26), 2.376(23), 2.212(25)

Type material is deposited in the collections of the Mineralogical Museum, University of Wrocław, Cybulskiego 30, 50-205 Wrocław, Poland, catalogue number MMUWr IV8149

How to cite: Pieczka, A., Zelek-Pogudz, S., Gołębiowska, B., Mil, K., Rutkowski, B., Stadnicka, K.M. and Kristiansen, R. (2025) Nybergite, IMA 2025-063. CNMNC Newsletter 88, *Mineralogical Magazine*, **89**, <https://doi.org/10.1180/mgm.2025.10183>

IMA No. 2025-065

Henrysunit

$Na_2(C_2H_3O_3)_2(H_2O)$

Hsn

Western end of Pusch Ridge, Santa Catalina Mountains, north of Tucson, Pima Co., Arizona, USA (32°21'40" N, 110°57'29" W, 975 m a.s.l.)

Hexiong Yang*, Anthony R. Kampf, Warren Lazar, Ronald B. Gibbs and Robert T. Downs

*E-mail: hyang@arizona.edu

Chemically similar to glecklerite

Orthorhombic: $Ama2$; structure determined

$a = 6.3986(2)$, $b = 20.3028(6)$, $c = 5.8384(2)$ Å

5.617(76), 3.645(45), 3.205(72), 2.709(48), 2.592(52), 2.352(100), 1.994(60), 1.636(32)

Type material is deposited in the collections of the University of Arizona Alfie Norville Gem & Mineral Museum, 115 N Church Ave Ste 121, Tucson, AZ 85701, USA, catalogue no. 22748 (holotype), and the RRUFF Project, deposition no. R240005 (cotype)

How to cite: Yang, H., Kampf, A.R., Lazar, W., Gibbs, R.B. and Downs, R.T. (2025) Henrysunit, IMA 2025-065. CNMNC Newsletter 88, *Mineralogical Magazine*, **89**, <https://doi.org/10.1180/mgm.2025.10183>

IMA No. 2025-066

Chorażewiczite

$Pb_2Fe^{3+}(Te^{6+}O_6)(HCO_3)$

Cwz

On a dump of the Delamar mine, Delamar district, Lincoln Co., Nevada, USA (37°27'45" N, 114°46'08" W – holotype); Aga mine, Otto Mountain, San Bernardino Co., California, USA (35°16'20" N, 116°05'42" W – cotype)

Anthony R. Kampf*, Stuart J. Mills, Robert M. Housley, Owen P. Missen and Chi Ma

*E-mail: akampf@nhm.org

The bicarbonate analogue of müllerite

Trigonal: $P312$; structure determined

$a = 5.199(4)$, $c = 8.583(4)$ Å

4.493(53), 3.972(28), 3.113(100), 2.599(51), 2.251(17), 1.997(26), 1.924(28), 1.584(27)

Type material is deposited in the collections of the Natural History Museum of Los Angeles County, 900 Exposition Boulevard, Los Angeles, CA 90007, USA, catalogue numbers 77380 (holotype, Delamar mine), 777381 (cotype, Delamar mine) and 77382 (cotype, Aga mine)

How to cite: Kampf, A.R., Mills, S.J., Housley, R.M., Missen, O.P. and Ma, C. (2025) Chorażewiczite, IMA 2025-066. CNMNC Newsletter 88, *Mineralogical Magazine*, **89**, <https://doi.org/10.1180/mgm.2025.10183>