

# IMA Commission on New Minerals, Nomenclature and Classification (CNMNC)

## NEWSLETTER 43

---

### New minerals and nomenclature modifications approved in 2018

U. HÅLENIUS (CHAIRMAN, CNMNC)<sup>1</sup>, F. HATERT (VICE-CHAIRMAN, CNMNC)<sup>2</sup>, M. PASERO (VICE-CHAIRMAN, CNMNC)<sup>3</sup> AND S. J. MILLS (SECRETARY, CNMNC)<sup>4</sup>

<sup>1</sup> Department of Geosciences, Naturhistoriska Riksmuseet, Box 50007, SE-104 05 Stockholm, Sweden – [ulf.halenius@nrm.se](mailto:ulf.halenius@nrm.se)

<sup>2</sup> Laboratoire de Minéralogie, Université de Liège, B-4000 Liège, Belgium – [fhatert@ulg.ac.be](mailto:fhatert@ulg.ac.be)

<sup>3</sup> Dipartimento di Scienze della Terra, Università di Pisa, Via Santa Maria 53, I-56126 Pisa, Italy – [marco.pasero@unipi.it](mailto:marco.pasero@unipi.it)

<sup>4</sup> Geosciences, Museum Victoria, PO Box 666, Melbourne, Victoria 3001, Australia – [smills@museum.vic.gov.au](mailto:smills@museum.vic.gov.au)

The information given here is provided by the IMA Commission on New Minerals, Nomenclature and Classification for comparative purposes and as a service to mineralogists working on new species.

Each mineral is described in the following format:

**Mineral name, if the authors agree on its release prior to the full description appearing in press**

Chemical formula

Type locality

Full authorship of proposal

E-mail address of corresponding author

Relationship to other minerals

Crystal system, Space group; Structure determined, yes or no

Unit-cell parameters

Strongest lines in the powder X-ray diffraction pattern

Type specimen repository and specimen number

Citation details for the mineral prior to publication of full description

**Citation details concern the fact that this information will be published in the *Mineralogical Magazine* on a routine basis, as well as being added month by month to the Commission's web site.**

**It is still a requirement for the authors to publish a full description of the new mineral.**

NO OTHER INFORMATION WILL BE RELEASED BY THE COMMISSION

**NEW MINERAL PROPOSALS APPROVED IN  
APRIL 2018**

2017-116. CNMNC Newsletter No. 43, June 2018, page 780; *Mineralogical Magazine*, **82**, 779–785.

**IMA No. 2017-115**

Fiemmeite



Passo di San Lugano, Fiemme Valley, Carano (TN), Italy

Francesco Demartin\*, Italo Campostrini, Paolo Ferretti and Ivano Rocchetti

\*E-mail: [francesco.demartin@unimi.it](mailto:francesco.demartin@unimi.it)

New structure type

Monoclinic:  $P2_1/c$ ; structure determined

$a = 3.4245(6)$ ,  $b = 10.141(2)$ ,  $c = 19.397(3)$  Å,  
 $\beta = 90.71(1)^\circ$

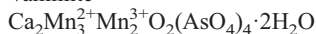
9.71(55), 7.02(28), 5.079(100), 4.501(50), 3.072(58), 2.891(20), 2.730(15), 2.686(25)

Type material is deposited in the mineralogical collections of MUSE – Museo delle Scienze di Trento, Corso del Lavoro e della Scienza 3, I-38122 Trento, Italy, sample No. 5249

How to cite: Demartin, F., Campostrini, I., Ferretti, P. and Rocchetti, I. (2018) Fiemmeite, IMA 2017-115. CNMNC Newsletter No. 43, June 2018, page 780; *Mineralogical Magazine*, **82**, 779–785.

**IMA No. 2017-116**

Vaniniite



Falotta mine, near Rona village, Oberhalbstein valley, Graubünden, Switzerland

Nicolas Meisser\*, Remo Widmer, Thomas Armbruster, Radek Škoda, Philippe Roth and Thomas Mumenthaler

\*E-mail: [nicolas.meisser@unil.ch](mailto:nicolas.meisser@unil.ch)

New structure type

Monoclinic:  $P2_1/c$ ; structure determined

$a = 8.9856(1)$ ,  $b = 8.9472(1)$ ,  $c = 9.9039(1)$  Å,  
 $\beta = 94.719(1)^\circ$

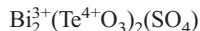
5.47(40), 4.31(40), 3.99(50), 3.76(70), 3.18(40), 2.99(100), 1.646(70), 1.580(50)

Type material is deposited in the mineralogical collections of Musée Cantonal de Géologie, University of Lausanne, Anthropole, Dorigny, CH-1015 Lausanne, Switzerland, catalogue number MGL n° 080143 (holotype) and 080144 (cotype)

How to cite: Meisser, N., Widmer, R., Armbruster, T., Škoda, R., Roth, P. and Mumenthaler, T. (2018) Vaniniite, IMA

**IMA No. 2017-117**

Bodieite



On a dump ca. 0.2 km W of the North Star mine, Tintic district, Juab Co., Utah, USA (39.921298°N, 112.108668°W); Pittsburg-Liberty mine, Masonic district, Mono Co., California, USA (38.358637°N, 119.120321°W)

Anthony R. Kampf\*, Robert M. Housley, George R. Rossman, Joe Marty and Marek Chorazewicz

\*E-mail: [akampf@nhm.org](mailto:akampf@nhm.org)

New structure type

Monoclinic:  $I2/a$ ; structure determined

$a = 8.1033(8)$ ,  $b = 7.4302(8)$ ,  $c = 14.695(2)$  Å,  
 $\beta = 97.771(9)^\circ$

7.31(20), 3.331(62), 3.243(100), 3.039(20), 2.716(25), 1.960(15), 1.901(21), 1.662(17)

Cotype material is deposited in the mineralogical collections of the Natural History Museum of Los Angeles County, 900 Exposition Blvd, Los Angeles, California, USA, catalogue numbers 67482 (dump near North Star mine), 67483, 67484, 67485 and 67486 (Pittsburg-Liberty mine)

How to cite: Kampf, A.R., Housley, R.M., Rossman, G.R., Marty, J. and Chorazewicz, M. (2018) Bodieite, IMA 2017-117. CNMNC Newsletter No. 43, June 2018, page 780; *Mineralogical Magazine*, **82**, 779–785.

**IMA No. 2018-001**

Paraberkzeliite



Arsenatnaya fumarole, Second scoria cone of the Northern Breakthrough of the Great Tolbachik Fissure Eruption, Tolbachik volcano, Kamchatka peninsula, Far-Eastern Region, Russia (55°41'N, 160°14'E, 1200 m asl)

Igor V. Pekov\*, Natalia N. Koshlyakova, Dmitry I. Belakovskiy, Marina F. Vigasina, Natalia V. Zubkova, Atali A. Agakhanov, Sergey N. Britvin, Evgeny G. Sidorov and Dmitry Y. Pushcharovsky

\*E-mail: [igorpekov@mail.ru](mailto:igorpekov@mail.ru)

Alluaudite group

Monoclinic:  $C2/c$ ; structure determined

$a = 12.3143(7)$ ,  $b = 13.0679(5)$ ,  $c = 6.7717(4)$  Å,  
 $\beta = 113.657(7)^\circ$

3.642(25), 3.606(17), 3.243(29), 3.096(22), 2.986(34), 2.888(22), 2.822(100), 2.658(29)

Type material is deposited in the collections of the Fersman Mineralogical Museum, Russian Academy of Sciences, Moscow, Russia, registration number 5067/1

How to cite: Pekov, I.V., Koshlyakova, N.N., Belakovskiy, D.I., Vigasina, M.F., Zubkova, N.V., Agakhanov, A.A., Britvin, S.N., Sidorov, E.G. and Pushcharovsky, D.Y. (2018) Paraberzeliite, IMA 2018-001. CNMNC Newsletter No 43, June 2018, page 780; *Mineralogical Magazine*, **82**, 779–785.

#### IMA No. 2018-002

Oyonite

$\text{Ag}_3\text{Mn}_2\text{Pb}_4\text{Sb}_7\text{As}_4\text{S}_{24}$

Uchuchacua deposit, Oyon district, Catajumbo, Lima Department, Peru (10°37'23"S, 76°41'17"W)

Luca Bindi\*, Cristian Biagioni and Frank N. Keutsch

\*E-mail: [luca.bindi@unifi.it](mailto:luca.bindi@unifi.it)

Lillianite homeotypic series

Monoclinic:  $P2_1/n$ ; structure determined

$a = 19.181(2)$ ,  $b = 12.775(1)$ ,  $c = 8.179(1)$  Å,  $\beta = 90.47(1)^\circ$

3.34(40), 3.29(100), 3.15(30), 2.920(40), 2.860(30), 2.821(70), 2.678(35), 2.045(50)

Type material is deposited in the mineralogical collections of the Museo di Storia Naturale, Sezione di Mineralogia e Litologia, Università di Firenze, Via La Pira 4, I-50121, Firenze, Italy, catalogue number 3283/I

How to cite: Bindi, L., Biagioni, C. and Keutsch, F.N. (2018) Oyonite, IMA 2018-002. CNMNC Newsletter No 43, June 2018, page 781; *Mineralogical Magazine*, **82**, 779–785.

#### IMA No. 2017-069a

Belomarinaite

$\text{KNa}(\text{SO}_4)$

Toludskoe lava field, Fissure Tolbachic eruption 2012–2013, Kamchatka peninsula, Far-Eastern Region, Russia (55°45'1.32"N, 160°19'40.74"E, 1480 m a.s.l.)

Stanislav K. Filatov\*, Andrey P. Shablinskii, Lidiya P. Vergasova, Olga Y. Saprikina, Rimma S. Bubnova, Svetlana V. Moskaleva and Alexander B. Belousov

\*E-mail: [filatov.stanislav@gmail.com](mailto:filatov.stanislav@gmail.com)

Chemically and structurally related to apthitalite  
Trigonal:  $P3m1$ ; structure determined

$a = 5.604(1)$ ,  $c = 7.178(2)$  Å

4.022(31), 3.591(26), 2.884(74), 2.800(100), 2.391(16), 2.296(8), 2.008(38), 1.634(10)

Type material is deposited in the collections of the Mineralogical Museum, Saint-Petersburg State University, University Emb. 7/9, St. Petersburg 199034, Russia, catalogue number 1/19678

How to cite: Filatov, S.K., Shablinskii, A.P., Vergasova, L.P., Saprikina, O.Y., Bubnova, R.S., Moskaleva, S.V. and Belousov, A.B. (2018) Belomarinaite, IMA 2017-069a. CNMNC Newsletter No. 43, June 2018, page 781; *Mineralogical Magazine*, **82**, 779–785.

### NEW MINERAL PROPOSALS APPROVED IN MAY 2018

#### IMA No. 2018-003

Uakitite

VN

Iron meteorite Uakit (IIAB, 3.96 kg) found in 2016 in the Baunt Evenk district, Republic of Buryatia, Russia (55°29'47.50"N, 113°33'47.98"E)  
Victor V. Sharygin\*, German S. Ripp, Grigory A. Yakovlev, Yurii V. Seryotkin, Nikolai S. Karmanov, Ivan A. Izbrodin, Victor I. Grokhovsky and Elena A. Khromova

\*E-mail: [sharygin@igm.nsc.ru](mailto:sharygin@igm.nsc.ru)

Known synthetic analogue

Cubic:  $Fm\bar{3}m$

$a = 4.1328(3)$  Å

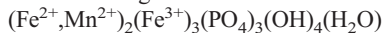
2.386(71), 2.066(100), 1.461(61), 1.246(29), 1.193(19), 0.948(10), 0.924(21), 0.844(14)

Type material is deposited in the meteorite collections of the Central Siberian Geological Museum of V.S. Sobolev Institute of Geology and Mineralogy, Siberian Branch of the Russian Academy of Sciences, Novosibirsk, Russia, registration number 52 - meteorite Uakit, and the Museum of the Buryatian Scientific Centre, Siberian Branch of the Russian Academy of Sciences, Ulan-Ude, Russia, registration number Uakit-MBSC435/G84

How to cite: Sharygin, V.V., Ripp, G.S., Yakovlev, G.A., Seryotkin, Y.V., Karmanov, N.S., Izbrodin, I.A., Grokhovsky, V.I. and Khromova, E.A. (2018) Uakitite, IMA 2018-003. CNMNC Newsletter No 43, June 2018, page 781; *Mineralogical Magazine*, **82**, 779–785.

## IMA No. 2018-004

## Ferrorockbridgeite



Hagendorf-Süd pegmatite mine, 76 metre level, Hagendorf, Oberpfalz, Bavaria, Germany (49°39' 1"N, 12°27'35"E)

Ian E. Grey\*, Anthony R. Kampf, Erich Keck, Colin M. MacRae, John Cashion and Yesim Gozukara

\*E-mail: [ian.grey@csiro.au](mailto:ian.grey@csiro.au)

Rockbridgeite group

Orthorhombic: *Bbmm*; structure determined

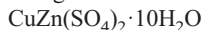
$a = 13.994(1)$ ,  $b = 16.884(1)$ ,  $c = 5.1866(4)$  Å  
6.987(21), 4.853(26), 3.615(24), 3.465(33),  
3.424(39), 3.205(100), 2.774(22), 1.603(24)

Type material is deposited in the mineralogical collections of the Museum Victoria, 11 Nicholson St, Carlton, VIC 3053, Australia, registration number M54126 (holotype), and the Natural History Museum of Los Angeles County, 900 Exposition Blvd, Los Angeles, California, USA, catalogue number 67281 (cotype)

How to cite: Grey, I.E., Kampf, A.R., Keck, E., MacRae, C.M., Cashion, J. and Gozukara, Y. (2018) Ferrorockbridgeite, IMA 2018-004. CNMNC Newsletter No 43, June 2018, page 782; *Mineralogical Magazine*, **82**, 779–785.

## IMA No. 2018-005

## Belogubite



Gayskoe Zn-Cu deposit, Orenburgskaya Oblast', South Urals, Russia (51°28'00"N, 58°29'39"E)

Anatoly V. Kasatkin\*, Sergey N. Britvin, Radek Škoda, Atali A. Agakhanov, Dmitriy I. Belakovskiy and Nikita V. Chukanov

\*E-mail: [anatoly.kasatkin@gmail.com](mailto:anatoly.kasatkin@gmail.com)

Chalcanthite group

Triclinic:  $P\bar{1}$ ; structure determined

$a = 6.2548(1)$ ,  $b = 10.6112(2)$ ,  $c = 6.0439(1)$  Å,  
 $\alpha = 82.587(1)$ ,  $\beta = 109.625(1)$ ,  $\gamma = 104.848(1)^\circ$   
5.73(35), 5.576(47), 4.873(100), 3.907(31),  
3.719(45), 3.229(27), 2.915(25), 2.684(26)

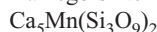
Type material is deposited in the collections of the Fersman Mineralogical Museum, Russian Academy of Sciences, Leninsky Prospekt 18-2, 119071 Moscow, Russia, registration number 5130/1

How to cite: Kasatkin, A.V., Britvin, S.N., Škoda, R., Agakhanov, A.A., Belakovskiy, D.I. and Chukanov, N.V. (2018) Belogubite, IMA

2018-005. CNMNC Newsletter No 43, June 2018, page 782; *Mineralogical Magazine*, **82**, 779–785.

## IMA No. 2018-007

## Dalnegorskite



Dalnegorskoe boron deposit, Dalnegorsk, Primorskiy Krai, Russian Far East, Russia

Nadezhda V. Shchipalkina\*, Igor V. Pekov, Dmitry A. Ksenofontov, Nikita V. Chukanov, Dmitry I. Belakovskiy and Natalya N. Koshlyakova

\*E-mail: [estel58@yandex.ru](mailto:estel58@yandex.ru)

Closely related to bustamite

Triclinic:  $P\bar{1}$ ; structure determined

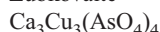
$a = 7.259(1)$ ,  $b = 7.857(1)$ ,  $c = 7.8765(6)$  Å,  $\alpha = 88.55(1)$ ,  $\beta = 62.58(1)$ ,  $\gamma = 76.621(6)^\circ$   
3.284(41), 2.952(100), 2.951(70), 2.280(45),  
1.815(92), 1.740(39), 1.708(34), 1.465(39)

Type material is deposited in the collections of the Fersman Mineralogical Museum, Russian Academy of Sciences, Leninsky Prospekt 18-2, 119071 Moscow, Russia, registration number 5184/1

How to cite: Shchipalkina, N.V., Pekov, I.V., Ksenofontov, D.A., Chukanov, N.V., Belakovskiy, D.I. and Koshlyakova, N.N. (2018) Dalnegorskite, IMA 2018-007. CNMNC Newsletter No 43, June 2018, page 782; *Mineralogical Magazine*, **82**, 779–785.

## IMA No. 2018-008

## Zubkovaite



Arsenatnaya fumarole, Second scoria cone of the Northern Breakthrough of the Great Tolbachik Fissure Eruption, Tolbachik volcano, Kamchatka peninsula, Far-Eastern Region, Russia (55°41'N, 160°14'E, 1200 m asl)

Igor V. Pekov\*, Inna S. Lykova, Atali A. Agakhanov, Dmitry I. Belakovskiy, Marina F. Vigasina, Sergey N. Britvin, Anna G. Turchkova, Evgeny G. Sidorov and Katharina S. Scheidl

\*E-mail: [igorpekov@mail.ru](mailto:igorpekov@mail.ru)

New structure type

Monoclinic:  $C2$ ; structure determined

$a = 16.836(3)$ ,  $b = 5.0405(8)$ ,  $c = 9.117(2)$  Å,  $\beta = 117.39(1)^\circ$   
7.44(100), 3.727(79), 3.334(92), 2.914(73),  
2.789(48), 2.765(50), 2.591(96), 2.521(53)

Type material is deposited in the collections of the Fersman Mineralogical Museum, Russian Academy of Sciences, Leninsky Prospekt 18-2, 119071 Moscow, Russia, registration number 5185/1

How to cite: Pekov, I.V., Lykova, I.S., Agakhanov, A.A., Belakovskiy, D.I., Vigasina, M.F., Britvin, S.N., Turchkova, A.G., Sidorov, E. G. and Scheidl, K.S. (2018) Zubkovaite, IMA 2018-008. CNMNC Newsletter No 43, June 2018, page 782; *Mineralogical Magazine*, **82**, 779–785.

#### IMA No. 2018-009

Phoxite



Rowley mine, 125-foot level, Theba, Painted Rock district, Maricopa Co., Arizona, USA (33° 2'57"N, 113°1'49.59"W)

Anthony R. Kampf\*, Aaron J. Celestian, Barbara P. Nash and Joe Marty

\*E-mail: [akampf@nhm.org](mailto:akampf@nhm.org)

New structure type

Monoclinic:  $P2_1/c$ ; structure determined

$a = 7.2962(3)$ ,  $b = 13.5993(4)$ ,  $c = 7.8334(6)$  Å,  
 $\beta = 108.271(8)^\circ$

6.17(100), 5.57(85), 3.799(60), 3.377(59), 2.914 (72), 3.536(32), 2.425(37), 2.275(63)

Cotype material is deposited in the mineralogical collections of the Natural History Museum of Los Angeles County, 900 Exposition Blvd, Los Angeles, California, USA, catalogue numbers 66697, 66698, 66699 and 66700

How to cite: Kampf, A.R., Celestian, A.J., Nash, B.P. and Marty, J. (2018) Phoxite, IMA 2018-009. CNMNC Newsletter No 43, June 2018, page 783; *Mineralogical Magazine*, **82**, 779–785.

#### IMA No. 2018-011

Achyrophanite



Arsenatnaya fumarole, Second scoria cone of the Northern Breakthrough of the Great Tolbachik Fissure Eruption, Tolbachik volcano, Kamchatka peninsula, Far-Eastern Region, Russia (55°41'N, 160°14'E, 1200 m asl)

Igor V. Pekov\*, Natalia V. Zubkova, Natalia N. Koshlyakova, Dmitry I. Belakovskiy, Marina F. Vigasina, Atali A. Agakhanov, Sergey N. Britvin, Anna G. Turchkova, Evgeny G. Sidorov and Dmitry Y. Pushcharovsky

\*E-mail: [igorpekov@mail.ru](mailto:igorpekov@mail.ru)

New structure type

Orthorhombic:  $P22_2$ ; structure determined  
 $a = 6.5824(2)$ ,  $b = 13.2488(4)$ ,  $c = 10.7613(3)$  Å  
5.615(59), 4.174(42), 3.669(31), 3.148(33),  
2.852(43), 2.814(100), 2.689(29), 2.237(28)

Type material is deposited in the collections of the Fersman Mineralogical Museum of the Russian Academy of Sciences, Moscow, Russia, registration number 5029/1

How to cite: Pekov, I.V., Zubkova, N.V., Koshlyakova, N.N., Belakovskiy, D.I., Vigasina, M.F., Agakhanov, A.A., Britvin, S.N., Turchkova, A.G., Sidorov, E.G. and Pushcharovsky, D.Y. (2018) Achyrophanite, IMA 2018-011. CNMNC Newsletter No 43, June 2018, page 783; *Mineralogical Magazine*, **82**, 779–785.

#### IMA No. 2018-012

Dokuchaevite



Yadovitaya ('Poisonous') fumarole, Second scoria cone of the Northern Breakthrough of the Great Tolbachik Fissure Eruption, Tolbachik volcano, Kamchatka peninsula, Far-Eastern Region, Russia (55°50'N, 160°20'E)

Oleg I. Siidra\*, Evgeny V. Nazarchuk, Anatoly N. Zaitsev, Yuri S. Polekhovsky, Thomas Wenzel and John Spratt

\*E-mail: [o.siidra@spbu.ru](mailto:o.siidra@spbu.ru)

Chemically and structurally related to yaroshevite  
Triclinic:  $P\bar{1}$ ; structure determined

$a = 6.332(3)$ ,  $b = 8.204(4)$ ,  $c = 15.562(8)$  Å,  $\alpha = 90.498(8)$ ,  $\beta = 97.173(7)$ ,  $\gamma = 90.896(13)^\circ$   
15.440(18), 7.276(27), 5.596(43), 4.857(33),  
3.193(29), 2.791(30), 2.564(21), 2.522(100)

Type material is deposited in the collections of the Mineralogical Museum, Department of Mineralogy, St Petersburg State University, St Petersburg, Russia, specimen number 1/19664

How to cite: Siidra, O.I., Nazarchuk, E.V., Zaitsev, A.N., Polekhovsky, Y.S., Wenzel, T. and Spratt, J. (2018) Dokuchaevite, IMA 2018-012. CNMNC Newsletter No 43, June 2018, page 783; *Mineralogical Magazine*, **82**, 779–785.

#### IMA No. 2018-013

Koryakite



Yadovitaya ('Poisonous') fumarole, Second scoria cone of the Northern Breakthrough of the

Great Tolbachik Fissure Eruption, Tolbachik volcano, Kamchatka peninsula, Far-Eastern Region, Russia (55°50'N, 160°20'E)

Evgeny V. Nazarchuk, Oleg I. Siidra\*, Anatoly N. Zaitsev and Natalia S. Vlasenko

\*E-mail: [o.siidra@spbu.ru](mailto:o.siidra@spbu.ru)

Structurally related to millosevichite and mikasaite  
Trigonal:  $R\bar{3}$ ; structure determined

$a = 8.1124(11)$ ,  $c = 22.704(7)$  Å

5.936(10), 3.585(55), 2.763(100), 2.633(7),  
2.340(22), 2.158(12), 1.991(9), 1.789(30)

Type material is deposited in the collections of the Mineralogical Museum, Department of Mineralogy, St Petersburg State University, St Petersburg, Russia, specimen number 1/19688

How to cite: Nazarchuk, E.V., Siidra, O.I., Zaitsev, A.N. and Vlasenko, N.S. (2018) Koryakite, IMA 2018-013. CNMNC Newsletter No 43, June 2018, page 784; *Mineralogical Magazine*, **82**, 779–785.

#### IMA No. 2018-014

Aleutite

$[\text{Cu}_5\text{O}_2](\text{AsO}_4)(\text{VO}_4) \cdot (\text{Cu}, \text{K}, \text{Pb}, \text{Rb}, \text{Cs}, \text{Cl})$

Yadovitaya ('Poisonous') fumarole, Second scoria cone of the Northern Breakthrough of the Great Tolbachik Fissure Eruption, Tolbachik volcano, Kamchatka peninsula, Far-Eastern Region, Russia (55°50'N, 160°20'E)

Oleg I. Siidra\*, Evgeny V. Nazarchuk, Atali A. Agakhanov and Yuri S. Polekhovskiy

\*E-mail: [o.siidra@spbu.ru](mailto:o.siidra@spbu.ru)

New structure type

Monoclinic:  $C2/m$ ; structure determined

$a = 18.090(2)$ ,  $b = 6.2284(6)$ ,  $c = 8.2465(9)$  Å,  
 $\beta = 90.597(2)^\circ$

4.796(46), 3.396(29), 2.985(48), 2.934(74),  
2.913(31), 2.825(36), 2.567(30), 2.449(100)

Type material is deposited in the collections of the Mineralogical Museum, Department of Mineralogy, St Petersburg State University, St Petersburg, Russia, specimen number 1/19689

How to cite: Siidra, O.I., Nazarchuk, E.V., Agakhanov, A.A. and Polekhovskiy, Y.S. (2018) Aleutite, IMA 2018-014. CNMNC Newsletter No 43, June 2018, page 784; *Mineralogical Magazine*, **82**, 779–785.

#### IMA No. 2018-015

Elasmochloite

$\text{Na}_3\text{Cu}_6\text{BiO}_4(\text{SO}_4)_5$

Arsenatnaya fumarole, Second scoria cone of the Northern Breakthrough of the Great Tolbachik Fissure Eruption, Tolbachik volcano, Kamchatka peninsula, Far-Eastern Region, Russia (55°41'N, 160°14'E, 1200 m asl)

Igor V. Pekov\*, Sergey N. Britvin, Atali A. Agakhanov, Marina F. Vigasina and Evgeny G. Sidorov

\*E-mail: [igorpekov@mail.ru](mailto:igorpekov@mail.ru)

New structure type

Monoclinic:  $P2_1/n$ ; structure determined

$a = 10.1273(9)$ ,  $b = 10.1193(8)$ ,  $c = 21.112(2)$  Å,  
 $\beta = 102.272(8)^\circ$

10.33(100), 7.04(18), 6.33(14), 3.576(24), 3.397(13), 2.920(14), 2.529(14), 2.460(14)

Type material is deposited in the collections of the Fersman Mineralogical Museum, Russian Academy of Sciences, Moscow, Russia, registration number 5189/1

How to cite: Pekov, I.V., Britvin, S.N., Agakhanov, A.A., Vigasina, M.F. and Sidorov, E.G. (2018) Elasmochloite, IMA 2018-015. CNMNC Newsletter No 43, June 2018, page 784; *Mineralogical Magazine*, **82**, 779–785.

#### IMA No. 2018-016

Majzlanite

$\text{K}_2\text{Na}(\text{ZnNa})\text{Ca}(\text{SO}_4)_4$

Yadovitaya ('Poisonous') fumarole, Second scoria cone of the Northern Breakthrough of the Great Tolbachik Fissure Eruption, Tolbachik volcano, Kamchatka peninsula, Far-Eastern Region, Russia (55°50'N, 160°20'E)

Oleg I. Siidra\*, Evgeny V. Nazarchuk, Anatoly N. Zaitsev and Vladimir V. Shilovskikh

\*E-mail: [o.siidra@spbu.ru](mailto:o.siidra@spbu.ru)

New structure type

Monoclinic:  $C2/c$ ; structure determined

$a = 16.007(2)$ ,  $b = 9.524(1)$ ,  $c = 9.118(1)$  Å,  $\beta = 94.828(7)^\circ$

3.372(40), 3.147(56), 3.106(65), 2.949(50),  
2.874(100), 2.835(70), 2.803(45), 2.616(41)

Type material is deposited in the collections of the Mineralogical Museum, Department of Mineralogy, St Petersburg State University, St Petersburg, Russia, specimen number 1/19690

How to cite: Siidra, O.I., Nazarchuk, E.V., Zaitsev, A.N. and Shilovskikh, V.V. (2018) Majzlanite, IMA 2018-016. CNMNC Newsletter No 43, June 2018, page 784; *Mineralogical Magazine*, **82**, 779–785.



## IMA No. 2018-017

Jahnsite-(NaMnMg)  
(Na,Ca)(Mn<sup>2+</sup>,Fe<sup>3+</sup>)(Mg,Fe<sup>3+</sup>)<sub>2</sub>Fe<sup>3+</sup>(PO<sub>4</sub>)<sub>4</sub>  
(OH)<sub>2</sub>(H<sub>2</sub>O)<sub>8</sub>  
Sapucaia pegmatite, Conselheiro Pena district,  
Minas Gerais, Brazil (18°54'38"S, 41°29'61"W)  
Anthony R. Kampf\*, Barbara P. Nash, Luigi  
Chiappino and Sergio Varvello  
\*E-mail: [akampf@nhm.org](mailto:akampf@nhm.org)

Jahnsite group

Monoclinic: *P2/a*; structure determined  
*a* = 15.104(1), *b* = 7.1629(2), *c* = 9.8949(7) Å,  
*β* = 110.640(7)°  
9.29(100), 5.02(27), 4.91(30), 3.546(32), 2.975  
(26), 2.834(91), 2.601(33), 1.944(33)

Type material is deposited in the collections of the  
Mineral Sciences Department, Natural History  
Museum of Los Angeles County, 900 Exposition  
Boulevard, Los Angeles, California 90007, USA,  
catalogue number 66701

How to cite: Kampf, A.R., Nash, B.P., Chiappino,  
L. and Varvello, S. (2018) Jahnsite-(NaMnMg),  
IMA 2018-017. CNMNC Newsletter No 43, June  
2018, page 787; *Mineralogical Magazine*, **82**,  
779–785.

## NOMENCLATURE PROPOSALS APPROVED IN APRIL 2018

### Jahnsite group

The jahnsite group is established. Minerals within  
the jahnsite group conform to the general  
formula  $XM_1M_2M_3(H_2O)_8(OH)_2(PO_4)_4$ . The  
jahnsite group is divided into the jahnsite  
subgroup ( $M_3 = Fe^{3+}$ ), which currently includes  
ten mineral species, and the whiteite subgroup  
( $M_3 = Al$ ), which currently includes seven mineral  
species.

### Welinite group

The welinite group is established. Minerals within  
the welinite group conform to the general formula

$M_2^{2+}(M_1aM_1b)^{x+}(SiO_4)_2O_{(x-2)}(OH)_{(8-x)}$ , where *x*  
is the total charge per formula unit at the *M1* sites.  
The welinite group currently includes four mineral  
species, all of them having  $M_2 = Mn^{2+}$ : welinite  
( $M_1 = W^{6+}$ □), franciscanite ( $M_1 = V^{5+}$ □),  
örebroite ( $M_1 = Sb^{5+}Fe^{3+}$ ), and barwoodite ( $M_1$   
 $= Nb^{5+}$ □).

### Ursilite: name discredited

Currently the IMA List of Minerals includes as  
valid species the following three minerals, all  
with G (=grandfathered) status: calcioursilite,  
 $Ca_4(UO_2)_4(Si_2O_5)_5(OH)_6 \cdot 15H_2O$ ; magnio-  
ursilite,  $Mg_4(UO_2)_4(Si_2O_5)_5(OH)_6 \cdot 20H_2O$ ; ursilite,  
 $Mg_4(UO_2)_4(Si_2O_5)_{5.5}(OH)_5 \cdot 13H_2O$ . Historically,  
calcioursilite and magnioursilite were described  
together in 1957 as 'ursilite' from the  
Oktyabr'skoye deposit, Kyzyltyube-Saj,  
Samgar Steppe, Tajikistan [*Voprosy Geologii*  
*Urana (Problems of the Uranium Geology)*,  
Atomic Press, Moscow, 73 (1957)]. At that  
occurrence, analyses with  $Ca > Mg$  and  $Mg >$   
 $Ca$  were recorded. Subsequently, calcioursilite  
and magnioursilite were defined instead of  
ursilite [*Proc. 2nd U.N. Int. Conf. on the*  
*Peaceful Uses of Atomic Energy*, **2**, 298–299  
(1958); *ibidem*, **3**, 174–177 (1959)]. Therefore  
today the name 'ursilite' is nothing but an  
obsolete redundancy, and should be officially  
discredited. This is an executive decision taken  
by the officers of the IMA CNMNC.

## NOMENCLATURE PROPOSALS APPROVED IN MAY 2018

### IMA 18-B: Discreditation of the mineral name 'marshallsusmanite' with a reinstatement of the name schizolite

Proposal 18-B is accepted, and 'marshallsusma-  
nite' (IMA No. 2013-067) is renamed schizolite,  
according to historical priority.